

Human Services & Medicaid Issues



Staff Presentation to the House
Finance Committee

February 10, 2011

Human Services

- Programs and services for:
 - ◆ Children and parents
 - ◆ Adults with disabilities
 - ◆ Elderly
 - ◆ Veterans

Departments

- Office of Health and Human Services
- Human Services
- Behavioral Healthcare, Developmental Disabilities & Hospitals
- Children, Youth and Families
- Health
- Elderly Affairs

OHHS Departments

FY 2011 Enacted	General Rev	All Funds
OHHS	\$3.2	\$9.4
DHS	\$715.3	\$2,285.3
BHDDH	\$163.7	\$446.8
DCYF	\$153.0	\$237.6
DOH	\$27.6	\$116.1
DEA	\$10.1	\$26.7
Total	\$1,072.9	\$3,121.9

Human Service Programs

- *Entitlements*
- ARRA/Health Care Reform
- Mandatory/Optional Populations
- Mandatory/Optional Services
- RI vs. US Medicaid Spending
- State's Medicaid Program
- Other Entitlements
- Other Programs

Entitlements

- Entitlements: Qualify for the program if eligibility criteria is met
 - ◆ Medicaid
 - ◆ Rhode Island Works
 - ◆ Subsidized Child Care
 - ◆ Supplemental Security Income Program

Poverty Level

Family Size	100%	150%	175%	250%
1	\$10,830	\$16,245	\$18,953	\$27,075
2	\$14,570	\$21,855	\$25,498	\$36,425
3	\$18,310	\$27,465	\$32,043	\$45,775
4	\$22,050	\$33,075	\$38,588	\$55,125

Entitlements – Medicaid

- Title XIX of Social Security Act
- Citizen or 5 yrs of legal permanent residency
- Federal/State Partnership
 - ◆ Mandatory populations & services that states must provide
 - ◆ Optional populations & services that states chose to provide

Entitlements – Medicaid

- Federal government shares in cost
 - ◆ Medicaid (FMAP) match rate
 - ◆ Based on 3-yr avg. of states' per capita income
- ARRA – 62.26 % enhanced rate until 6/30/2011
- FY 2012 rate at 52.33%
 - ◆ Loss of \$215.0 million in federal funds

Entitlements – Medicaid

- Children's Health Insurance Program
 - ◆ States receive a higher Medicaid match to cover additional populations
 - ◆ RI – children above 133 % to 250% of poverty level
 - ◆ FY 2011 CHIP match rate – 67.02%
 - ◆ FY 2012 CHIP match rate – 66.65 %

Human Service Programs

- Entitlements
- *ARRA/Health Care Reform*
- Mandatory/Optional Populations
- Mandatory/Optional Services
- RI vs. US Medicaid Spending
- State's Medicaid Program
- Other Entitlements
- Other Programs

ARRA Enhanced Rate - General Revenue Savings

	Savings
FY 2011 Revised	\$177.8
FY 2011 Enacted	\$215.1
FY 2010 Final	\$194.8
FY 2009 (1/1/09)	\$149.6

Medicaid (FMAP) Rate

	FFY	SFY
2012 Projected	52.12 %	52.33%
2011 Enhanced	61.39%	62.26%
2010 Enhanced	63.93%	63.92%
2009 Enhanced (1/1/09)	63.89%	61.04%
FY 2008	52.51%	52.59 %

ARRA Requirements

Maintenance of Effort until June 30,2011:

- States cannot adopt eligibility standards, methodologies or procedures that are more restrictive than those in place July 1, 2008
 - ◆ Example: Cannot reduce eligibility for RItE Care to parents from the current rate of 175 % of the poverty level to 150 % of the poverty level

ARRA Requirements

Maintenance of Effort Requirement

- Cannot institute or increase premiums that restrict, limit or delay eligibility
 - ◆ Example: Cannot increase the Rlte Care monthly cost sharing requirement

ARRA Requirements

Maintenance of Effort Requirement

- Cannot change methods of eligibility redetermination
 - ◆ Example: Rite Care family eligibility is evaluated annually. State cannot change that to every 6 months.

ARRA Requirements

Maintenance of Effort Requirement

- Can limit scope, duration and amount of services available
 - ◆ Decrease services, institute waiting lists, decrease reimbursements
 - Examples: Limit the # of days an elderly person can attend an adult day facility or limit the number of residential placements

Federal Health Care Reform: Patient Protection & Affordable Health Care Act

- Maintenance of Effort
 - ◆ Eligibility – same as ARRA
 - ◆ Unless state can prove a deficit
 - ◆ Changes can still be made
- Extends benefits to childless adults at or below 133% of poverty
- Extends benefits to former foster care children who were in state custody at 18
- State impact still under review

Medicaid Global Waiver

- State flexibility to provide Medicaid funded services
 - ◆ Restructure long term care services
 - ◆ Provide services in the least restrictive settings
 - ◆ Provide services in the most appropriate setting
 - Address high cost cases

Medicaid Global Waiver

- Allows the state to make program changes to address costs
 - ◆ Established levels of care
 - ◆ Mandatory enrollment in managed care plans
 - ◆ Allow selective contracting
 - Durable medical equipment
 - Transportation

Human Service Programs

- Entitlements
- ARRA/Health Care Reform
- *Mandatory/Optional Populations*
- Mandatory/Optional Services
- RI vs. US Medicaid Spending
- State's Medicaid Program
- Other Entitlements
- Other Programs

Medicaid - Populations

- **Mandatory:**
 - ◆ Low Income Medicare Beneficiaries
 - ◆ Individuals who would qualify under 1996 AFDC eligibility standards (50% of poverty)
 - ◆ SSI or SSDI recipients

Medicaid - Populations

- **Mandatory:**
 - ◆ Children under 6 and pregnant women at or below 133% of poverty
 - ◆ Children 6 to 19 at or below 100% of poverty
 - ◆ Children in adoption assistance or who live in foster care under a federal Title IV-E program
 - ◆ Infants born to Medicaid-enrolled pregnant women

Medicaid - Populations

- Optional:
 - ◆ Low income elderly or adults with disabilities
 - ◆ Individuals eligible for home & community based waiver services
 - Delay nursing home placement
 - ◆ Children and parents above federal limits
 - RI: Children to 250% and parents to 175%

Medicaid - Populations

- Optional:
 - ◆ Individuals who are medically needy
 - Not eligible for Medicaid except for large medical bills
 - ◆ Children under 18 who would otherwise need institutional care (Katie Beckett)
 - ◆ Women eligible for breast and cervical cancer program - screened through Dept of Health

Human Service Programs

- Entitlements
- ARRA/Health Care Reform
- Mandatory/Optional Populations
- *Mandatory/Optional Services*
- RI vs. US Medicaid Spending
- State's Medicaid Program
- Other Entitlements
- Other Programs

Medicaid – Mandatory Acute Care Benefits

- Physician Services
- Lab & X-ray
- In/Outpatient Hospital
- EPSDT
- Family Planning Services & Supplies
- Federally Qualified Health Centers
- Rural Health Clinic Services
- Nurse Midwife Services as state law permits
- Certified Pediatric & family nurse practitioner services

Medicaid – Optional Acute Care Benefits

- Prescription Drugs
- Rehabilitation & Other therapies
- Clinic Services
- Dental, dentures
- Prosthetic devices, eyeglasses
- Case management
- Durable medical equipment
- TB – related services
- Medical/ remedial care provided by other licensed professionals

Medicaid - Long Term Care Benefits

Mandatory	Optional
<i>Institutional</i>	
<ul style="list-style-type: none">▪ Nursing facility services for those 21 or older needing that level of care	<ul style="list-style-type: none">▪ Intermediate Care Facility▪ 65 + at inst of mental disease▪ Inpatient psych hospital services for under 21
<i>Home and Community Services</i>	
<ul style="list-style-type: none">▪ Home health care services for those entitled to nursing home care	<ul style="list-style-type: none">▪ Home & comm based▪ Targeted case mgt▪ Hospice- personal care▪ PACE program

Medicaid - Long Term Care Benefits

- State must provide nursing home care
 - ◆ Highest level of care
 - ◆ Meet 3 deficiencies in activities of daily living
 - Mobility, bathing, dressing, meal preparation
 - ◆ Meet income eligibility

Medicaid - Long Term Care Benefits

- State also provides residential services:
 - ◆ Adults and children in ICF/MR
 - Need of active health and rehabilitative services for those with disabilities
 - ◆ Adults with developmental disabilities
 - ◆ Adults with behavioral health issues
 - ◆ Children in substitute care (DCYF custody)

Human Service Programs

- Entitlements
- ARRA/Health Care Reform
- Mandatory/Optional Populations
- Mandatory/Optional Services
- *RI vs. US Medicaid Spending*
- State's Medicaid Program
- Other Entitlements
- Other Programs

State vs. US Medicaid Spending

- Four Categories
 - ◆ Children: Rite Care
 - ◆ Adults: Rite Care
 - ◆ Blind/Disabled: Includes disabled children
 - ◆ Elderly

State vs. US Medicaid Spending

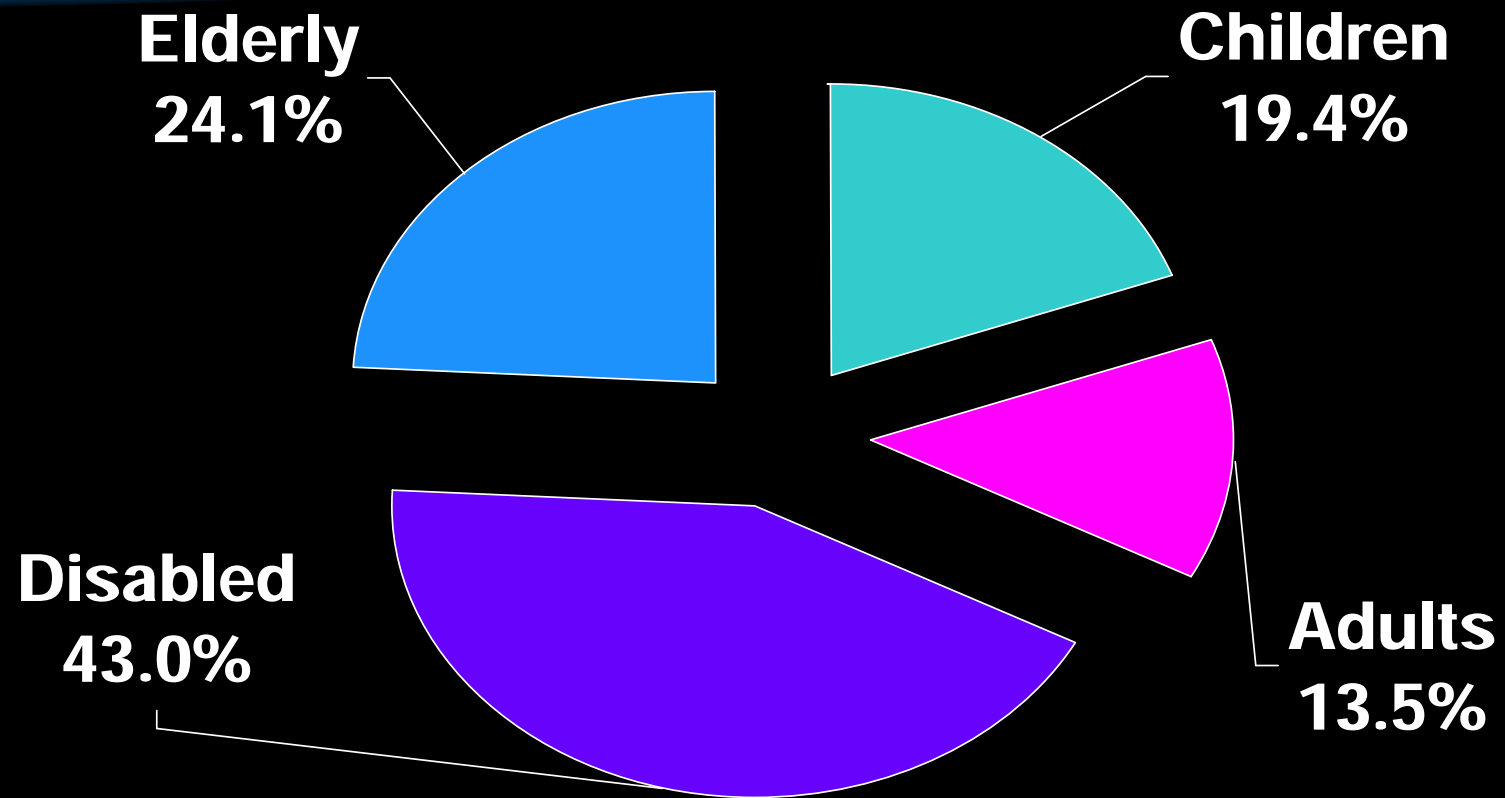
- RI: 76% of expenses for 33% of population
 - ◆ Elderly, blind and disabled categories

US Medicaid Spending

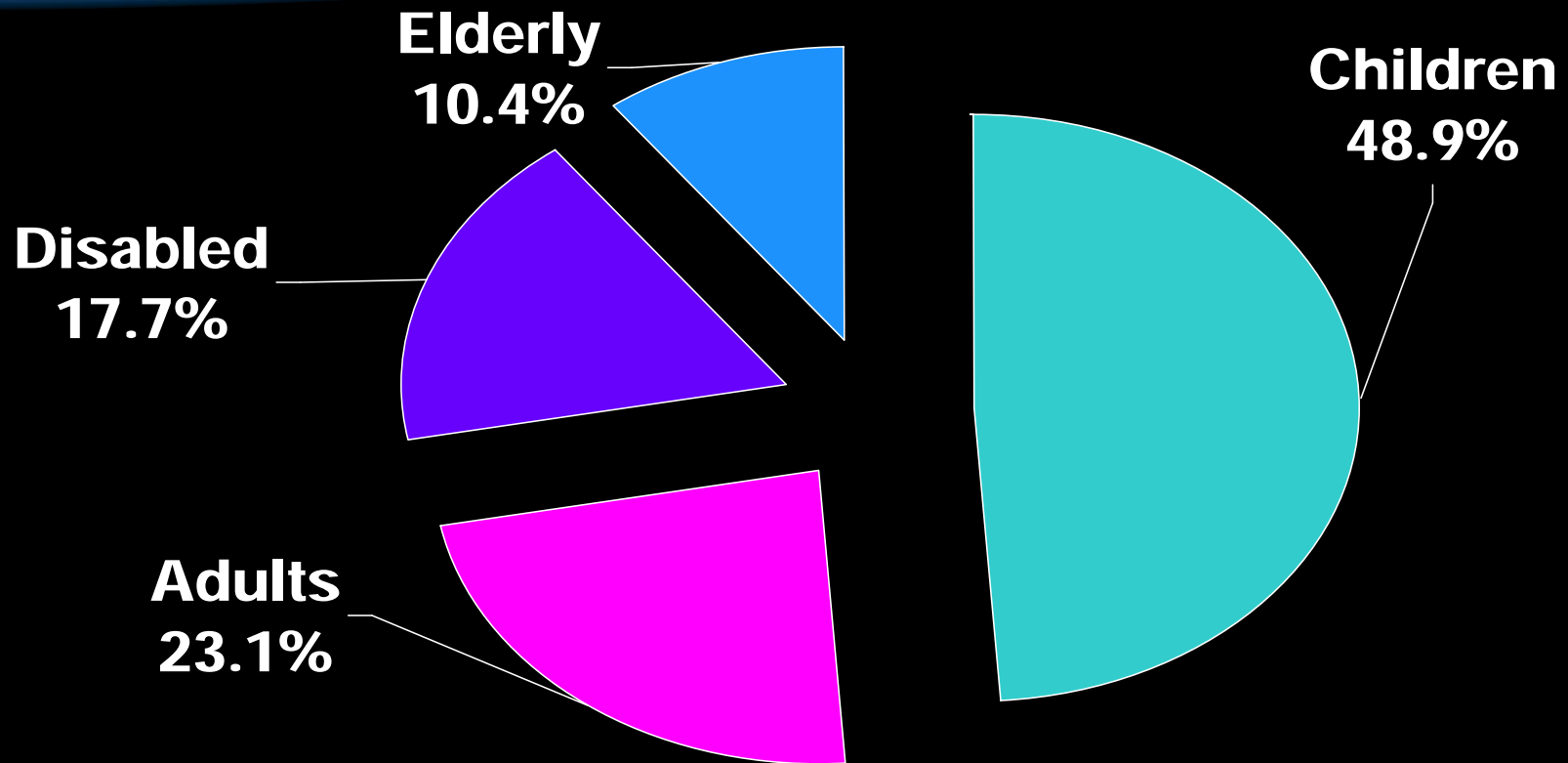
US*	Share of Enrollment	Cost (millions)	Percent	Per Enrollee
Children	48.9%	\$57,110	19.4%	\$2,435
Adults	23.1%	\$39,700	13.5%	\$3,586
Disabled	17.7%	\$126,700	43.0%	\$14,858
Aged	10.4%	\$70,900	24.1%	\$14,058
Total	100.0%	\$294,400	100.0%	\$6,120

****Based on 2008 data***

US Medicaid Spending by Population



US Medicaid Enrollment by Population

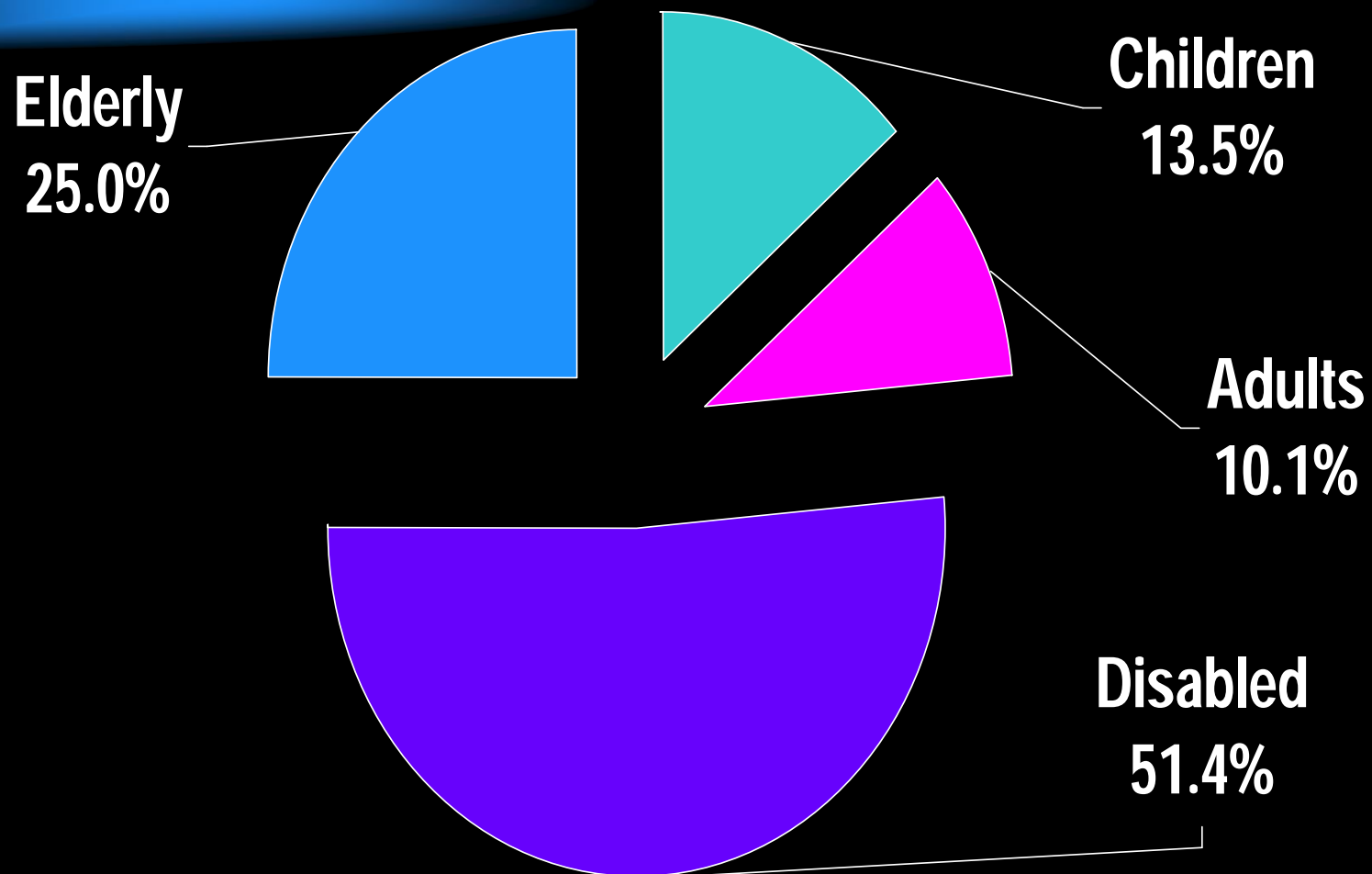


RI Medicaid Spending

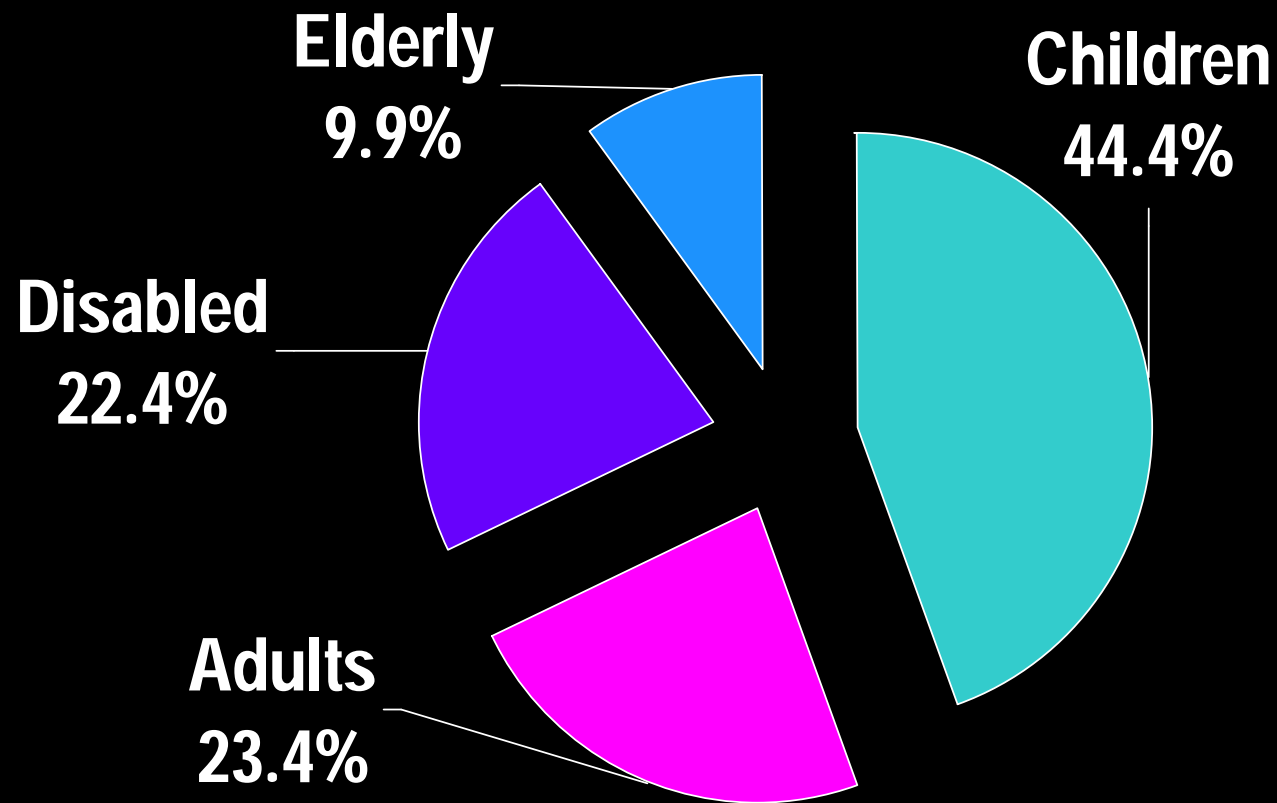
RI*	Share of Enrollment	Cost (millions)	Percent	Per Enrollee
Children	44.4%	\$228.0	13.5%	\$2,848
Adults	23.4%	\$170.5	10.1%	\$4,048
Disabled	22.4%	\$865.0	51.4%	\$21,433
Aged	9.9%	\$420.8	25.0%	\$23,647
Total	100.0%	\$1,684.3	100.0%	\$9,341

**Based on 2008 data*

RI Medicaid Spending by Population



RI Medicaid Enrollment by Population



How RI Compares

- As a percent of the total population covered, Rhode Island's enrollment includes more disabled
- Costs for each group exceeds the US average

How RI Compares to US

	% of our expenses	RI vs. US Cost Per Enrollee
Children	(5.9%)	\$413
Adults	(3.4%)	\$462
Disabled	8.4%	\$6,575
Elderly	0.9%	\$9,589
Average		\$3,221

RIPEC: How RI Compares

Per capita	Cash Payments	Rank	Vendor Payments	Rank
US	\$68		\$1,003	
RI	\$53	25	\$1,785	1
MA	\$56	22	\$1,667	2
CT	\$58	21	\$1,087	17

RIPEC: How RI Compares

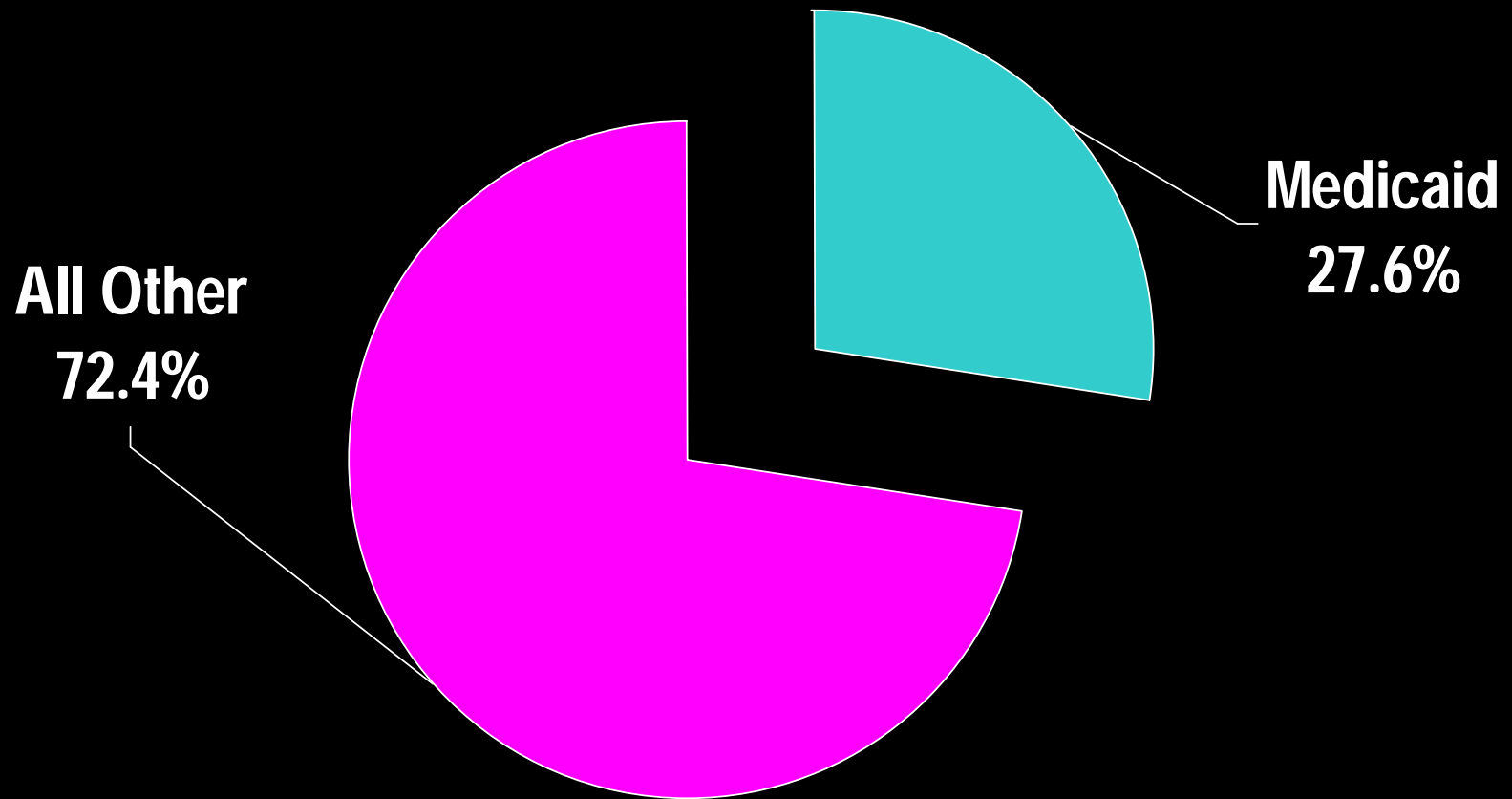
Per capita	Other Public Welfare	Rank	Total	Rank
US	\$271		\$1,341	
RI	\$198	34	\$2,036	3
MA	\$197	35	\$1,920	6
CT	\$336	10	\$1,480	11

Human Service Programs

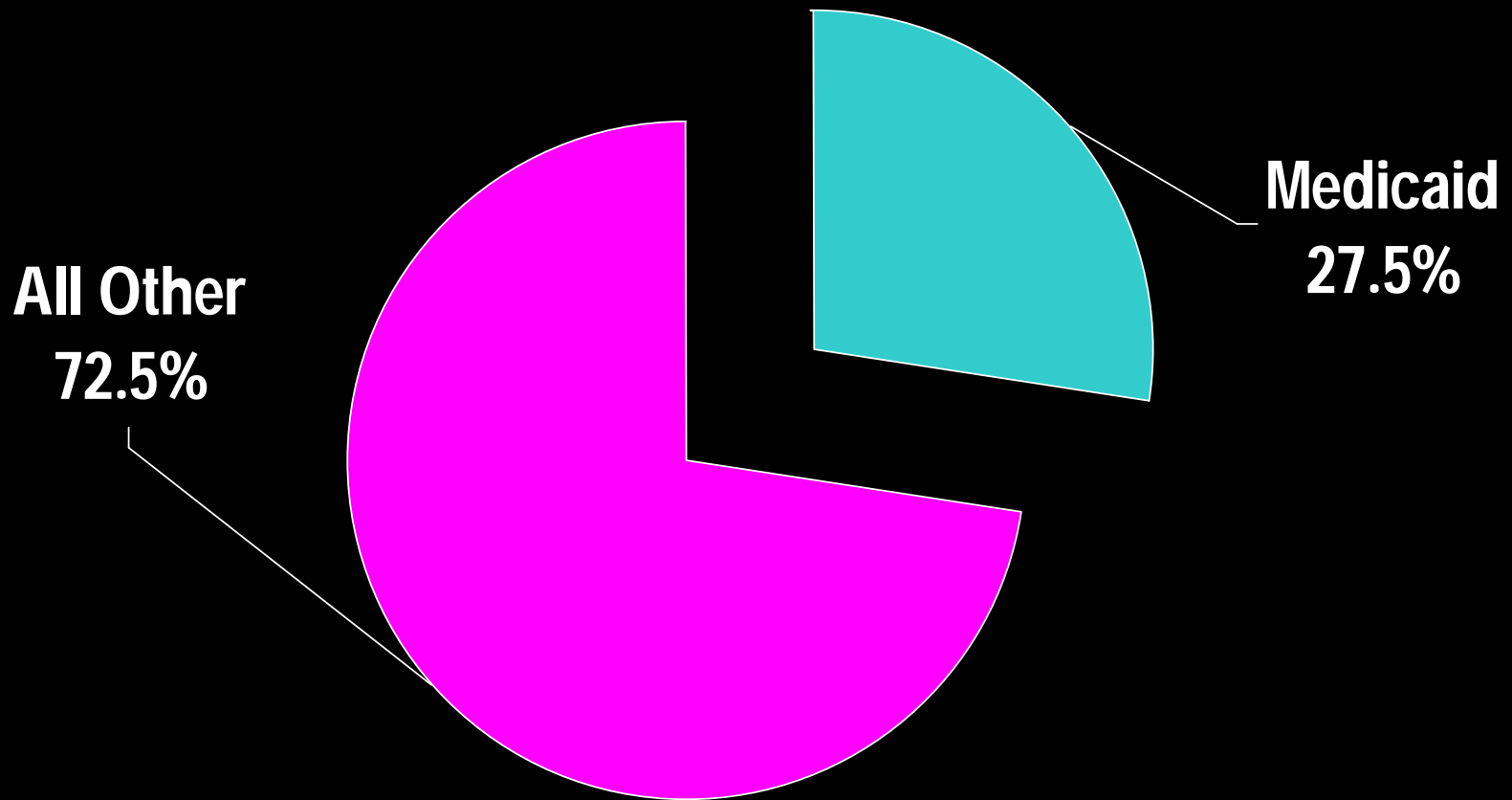
- Entitlements
- ARRA/Health Care Reform
- Mandatory/Optional Populations
- Mandatory/Optional Services
- RI vs. US Medicaid Spending
- *State's Medicaid Program*
- Other Entitlements
- Other Programs
- Current Services

Medicaid - % of State Budget – FY 2011

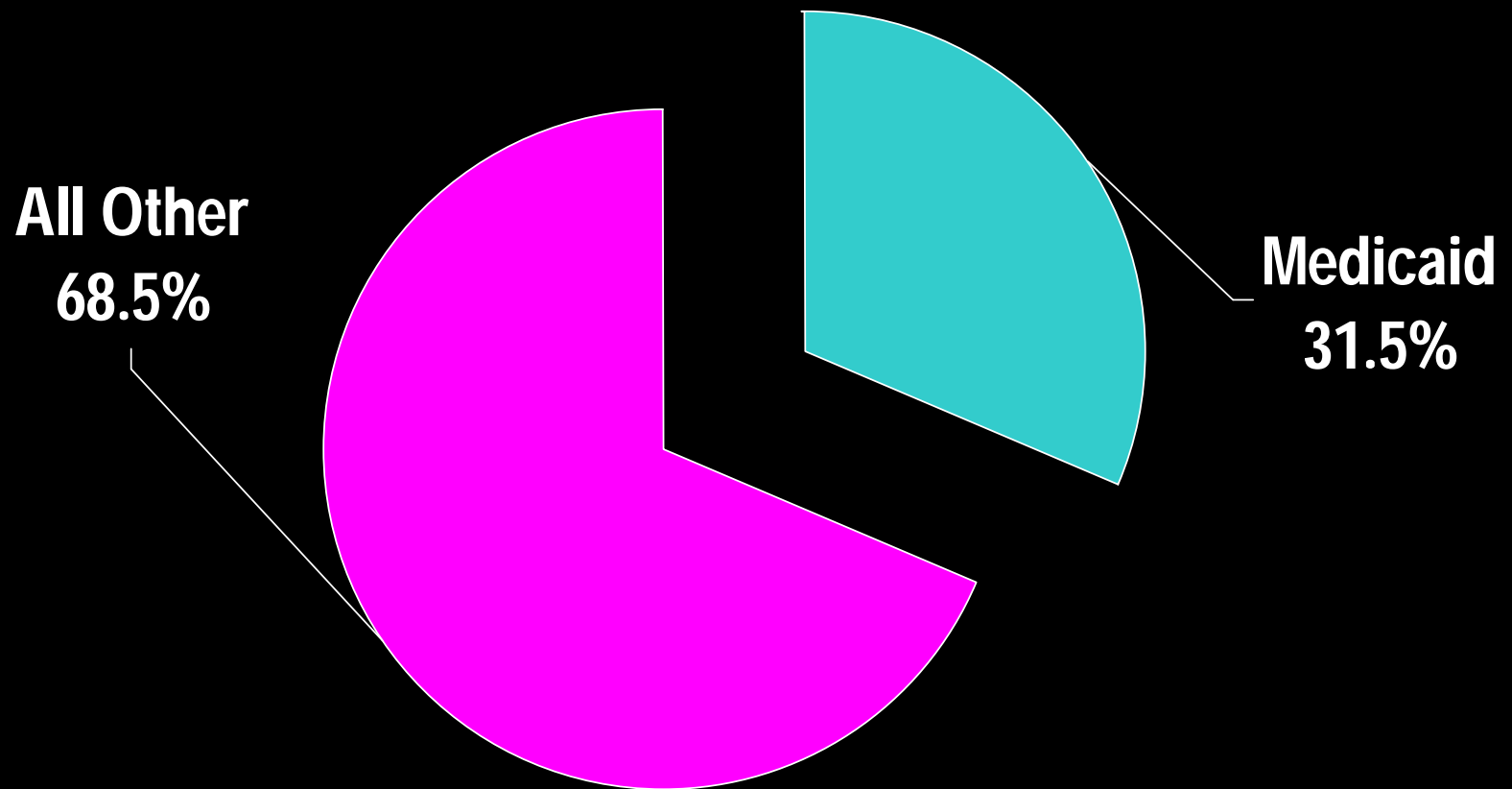
Enacted - All Funds



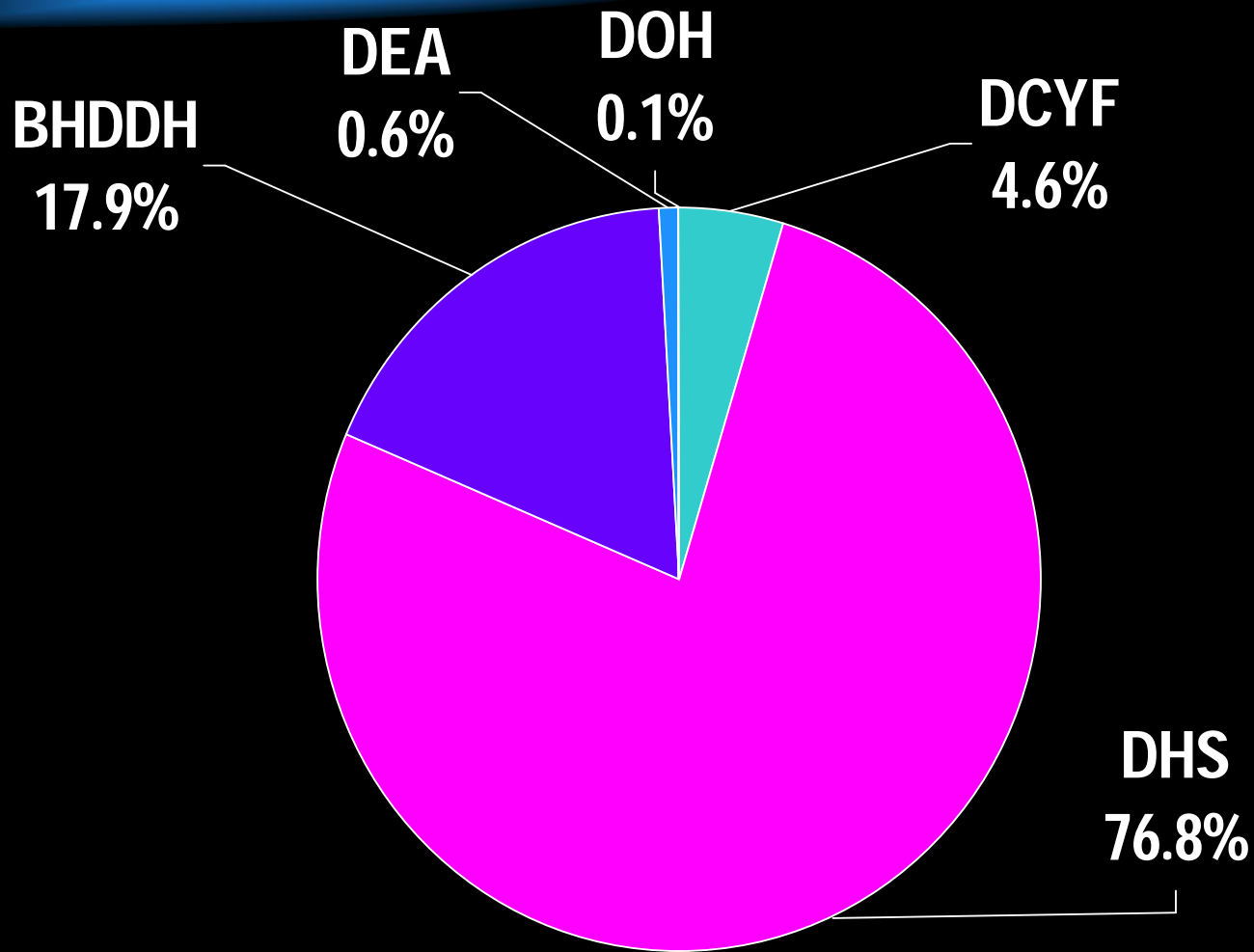
*Medicaid - % of State Budget- FY 2011
Enacted - General Revenues*



Medicaid - % of State Budget- General Revenues w/o Enhanced Rate



Medicaid – Spending by Department



Adults & Children

- Rite Care Population

- ◆ Children to 250% of poverty level
- ◆ Adults to 175% of poverty level
- ◆ Department of Human Services' budget
- ◆ Dec 2010: 123,200 recipients

- Rite Share:

- ◆ State's premium assistance program for Rite Care enrollees
- ◆ 11,747 enrollees

Adults and Children – Examples

- Family of 4 at \$38,588
 - ◆ 175% of poverty
 - ◆ Medical benefits for parents and children
 - ◆ Annual state cost – \$14,000
 - ◆ Family has a \$61 monthly cost sharing requirement
 - \$732 a year

Adults and Children – Examples

- Family of 4 at \$55,125
 - ◆ 250% of poverty
 - ◆ Medical benefits for children
 - ◆ Income too high for parents to be eligible
 - ◆ Annual state cost – approx \$6,000
 - ◆ Family has a \$92 monthly cost share
 - \$1,104 annually

Elderly

- Long term & acute care expenses
 - ◆ Nursing homes
 - ◆ Home and community based care
- Dual eligibles
- Medicare primary payer of acute & primary benefits
- DHS and Elderly Affairs

Elderly

- Admittance into nursing facility: need nursing home level of care
 - ◆ 3 deficiencies in activities of daily living
 - Mobility, bathing, dressing, meal preparation
 - ◆ Meet income eligibility
- Home and community based services
 - ◆ Deficiency in activities of daily living

Elderly – Services

Residential	DHS	DEA	Type
Nursing Home	X	-	Mandatory
Hospice	X	-	Optional
Assisted Living	X	X	Optional

Elderly – Services

	DHS	DEA	Type
Adult Day	X	X	Optional
Home Care	X	X	Optional
Transportation	X	X	Both

Elderly

- Have Medicare medical coverage and income eligible - access to Medicaid (dual eligible)
- Nursing home level of care – residential care
 - ◆ Nursing home
 - ◆ Assisted living facility
 - ◆ Paid for by Medicaid if eligible

Elderly

- Home and community care
 - ◆ Adult day services
 - ◆ Home Care
- Transportation
 - ◆ Paratransit system
 - ◆ Meal site
 - ◆ Medical appointments

Elderly Services – Examples

- Individual – 66 years old
 - ◆ Reside in nursing home if meet level of care and income requirements or
 - ◆ Assisted Living Facility
 - ◆ Live in own home
 - Home care and adult day care services
 - ◆ Medical Benefits
 - ◆ Transportation - co-payment

Disabled Populations

- Individuals with a physical or mental disability
 - ◆ Adults: physical or mental disability
 - Include adults w/ a developmental disability
 - ◆ Children with Special Health Care Needs
 - ◆ Children in DCYF custody
 - ◆ Programs administered by the DHS, BHDDH & DCYF

Disabled Adults

	DHS	BHDDH
SSI Only	X	X
Adults with Dev Disabilities	X	X
Adults with Behavioral Health Issues	X	X

Federal Disability Programs

- Social Security Insurance Disability Income
 - ◆ Federal payment
 - ◆ Individual has a work history
- Supplemental Security Income Program
 - ◆ Monthly payment supplemented by state
 - ◆ Considered public assistance
 - ◆ Individual may be eligible for SSI/SSDI

Disabled Population – Adults

- Meet the federal Social Security Administration's definition of a disability:
 - ◆ *“Inability to engage in any substantial gainful activity because of a physical or mental impairment which can be expected to result in death or has lasted or can be expected to last for a continuous period-not less than 12 months”*
- Meet income guidelines

Disabled Population – Adults

- Receive either SSDI and/or SSI benefits
 - ◆ SSI cash assistance benefit
 - ◆ Estimated 32,850 for FY 2011
- Medical benefits
 - ◆ Including transportation
- Other Services
 - ◆ Residential and other community based services

Disabled Population – Adults

- Disabled Individual who lives in own home
 - ◆ Receive monthly federal SSI check that state also supplements
 - ◆ Medical benefits
 - ◆ Disability does not meet criteria for other programs

Disabled Adults – Example #1

- 46 year old male/own home/disabled
 - ◆ Physical disability – cannot work
 - ◆ Receives monthly check
 - ◆ Medical coverage

Disabled Population – Adults

- Individuals with developmental disabilities
 - ◆ State has option to use one or both federal eligibility thresholds. RI statute references both:
 - ◆ First if a person's IQ is 70 or below, they are eligible for services.
 - ◆ RI does not use this definition
 - ◆ Eligibility standard for Massachusetts and Connecticut

Disabled Population – Adults, con't.

- Individuals with developmental disabilities
 - ◆ 2nd: person w/ severe, chronic disability that is:
 - ◆ *“Attributable to a mental or physical impairment or a combination of both;*
 - ◆ *Manifested before the person turned 22 and is likely to continue”*

Disabled Population – Adults, con't.

- Individuals with developmental disabilities
 - ◆ 2nd: person w/ severe, chronic disability that:
 - ◆ *“Results in substantial functional limitation in 3 or more areas of a major life activity: self care, receptive and expressive language, learning, mobility, self-direction, capacity for independent living and economic self-sufficiency”*
 - ◆ Further defined by the Department

Disabled Population – Adults, con't.

- Substantial functional limitation:
 - ◆ Self-care: needs on-going physical assistance and frequent supervision
 - ◆ Receptive and expressive language: needs another person or alternative method to express or understand needs and wants and to effectively communicate with others

Disabled Population – Adults, con't.

- Substantial functional limitation:
 - ◆ Learning: intelligence test or comparable performance two or more areas such as reading/writing, memory, computation
 - ◆ Mobility: ongoing physical assistance
 - ◆ Self-direction: assistance with social activities, planning, personal finance

Disabled Population – Adults, con't.

- Substantial functional limitation:
 - ◆ Independent living: assistance to manage health care needs, use community resources, manage money, perform routine housekeeping and maintain personal safety
 - ◆ Economic self sufficiency: supervision or assistance or training to perform task required for a job, or to be able to work

Adults with Developmental Disabilities

Benefit	DHS	BHDDH	Type
Medical	X	-	Mandatory
Residential-nursing home level of care	-	X	Mandatory
Residential-intermediate care facility	-	X	Optional

Adults with Developmental Disabilities, continued

Benefit	DHS	BHDDH	Type
Group Homes/Shared Living	-	X	Optional
Day & Supported Employment	-	X	Optional
Respite	-	X	Optional
Family Supports	-	X	Optional

Residential Care Options

- ICF/MR
 - ◆ 5 licensed intermediate care facilities
- Group Homes
 - ◆ RICLAS
 - ◆ Community Based Agency
- Shared Living Arrangement
- Apartments

Disabled Adults – Example #1

- 30 year old man with Down Syndrome
 - ◆ Receive monthly SSI check
 - ◆ Medical benefits
 - Annual cost of \$10,000
 - ◆ Shared Living arrangement
 - Level 3: \$46,821
 - ◆ Day services
 - \$17,447
 - Transportation

Disabled Adults – Example #2

- 22 year old woman with an autism spectrum disorder
 - ◆ SSI disability – medical benefits
 - ◆ Meet functional limitations
 - ◆ Lives with parents
 - ◆ Day services – five days a week

Disabled Adults – Example #3

- 50 year old male with cerebral palsy
 - ◆ Monthly SSI check
 - ◆ Meet functional limitations
 - ◆ Residential overnight care:
 - Level 4 care: \$94,185
 - ◆ Day program/supported employment
 - Level 4: \$24,117
 - ◆ Medical benefits – Rhody Health
 - approx \$10,000

Disabled Population – Adults with Behavioral Health Issues

- Eligible for mental health treatment through community support program:
 - ◆ Definition: *“A severely mentally disabled adult is a person 18 years or over, with a severe and/or persistent mental or emotional disorder that seriously impairs his/her functioning relative to such primary aspects of daily living as personal relations, living arrangements, or employment”*

Disabled Population – Adults with Behavioral Health Issues

- General Outpatient/Non community support:
 - ◆ Definition: *An individual is 18 years or older with a diagnosis and statistical manual (DSM) of mental disorders that does not meet the community support criteria*
 - ◆ As DSM changes so does state eligibility

Disabled Population – Adults with Behavioral Health Issues

- Substance Abuse Treatment Services
 - ◆ Definition: *An individual who meets the American Society of Addiction Medicine placement criteria*

Adults with Behavioral Health Issues

Benefit	DHS	BHDDH	Type
Medical	X	-	Mandatory
Residential Support	-	X	Optional
Day Treatment	-	X	Optional

Disabled Adults – Example #4

- 45 year old women who has a bipolar disorder
 - ◆ SSI monthly payment
 - ◆ Medical benefits: Rhody Health
 - Approx \$17,000
 - ◆ Outpatient/inpatient treatment services
 - ◆ May include short term or long term residential placements

Disabled Adults – Example #5

- Individual with mental health issues
 - ◆ Not SSI eligible
 - ◆ Outpatient/inpatient treatment services
 - ◆ May include short term or long term residential placements
 - ◆ State only or through the global waiver

Children w/Special Health Care Needs

Benefit	DHS	DCYF	Type
Rtite Care Benefits	X	-	Mandatory
Katie Beckett Services	X	-	Optional
Early Intervention	X	-	Optional
Residential	-	X	Optional
Psychiatric Hospitalization	X	-	Optional

Disabled Population – Children

- Children with Special Health Care Needs
 - ◆ SSA level of disability
 - ◆ Children in substitute care (DCYF custody)
 - Automatically enrolled in this category

Disabled Population – Children

- Children with Special Health Care Needs
 - ◆ Eligible for Katie Beckett provision
 - Disability requires institutional level of care
 - Receive home based services
 - May includes children with autism

Disabled Population – Children

- Child in substitute care (DCYF custody)
 - ◆ Group home, foster care or adoptive assistance
 - ◆ Psychiatric placement
 - ◆ Rite Care
 - ◆ Child care assistance

Disabled Children – Example #1

- Children in DCYF custody
 - ◆ 14 year old removed from home
 - ◆ Group home or foster home placement
 - ◆ Rlte Care benefits

Disabled Children – Example #2

- Child in a hospital placement
 - ◆ Requires psychiatric care
 - ◆ Bradley hospital
 - ◆ Costs in DHS budget

Disabled Child – Example #3

- Family with Disabled Child (not SSI)
 - ◆ Same family with income of \$55,160 (above 250%)
 - Not eligible for RItE Care
 - If have private insurance, mandated to cover some services, state cover above that coverage
 - If do not have insurance, programs for children with special health care needs that can access

Disabled Child – Example #4

- Family with Disabled Child (Not SSI)
 - ◆ Family of 4 at \$38,388 (175% of poverty)
 - Rlte Care benefits
 - Receive specialized services
 - ◆ If same family size but income is at \$44,100 (200%)
 - Children still be eligible for Rlte Care

Medicaid Expenses*

Mandatory Population		
	Gen Rev	All Funds
Mandatory Services	\$247.4	\$634.7
Optional Services	\$115.1	\$295.4
Optional Population		
Mandatory Services	\$233.2	\$578.6
Optional Services	\$86.2	\$221.3
Total Expenses	\$681.9	\$1,730.0

* OHHS Annual Medicaid Report FY 2009 p. 30

*Medicaid Expenses by Population**

	Persons	Costs (millions)	Per Person
Children/Parents	117,047	\$405.0	\$3,468
Elderly	17,291	\$437.0	\$25,248
Disabled – Children	12,314	\$225.0	\$18,252
Disabled – Adults	28,066	\$663.0	\$23,640

** OHHS Annual Medicaid Report FY 2009 p. 20*

State Only/Other Medicaid Programs

- Previously state only programs
- Through the state's Medicaid Global Waiver can receive Medicaid match for some services
 - ◆ Cost not otherwise matchable
- Not subject to the ARRA maintenance of effort requirements
- Can make changes to these programs

Other Medicaid Funded Programs

FY 2011 Enacted Budget	Gen Rev	All Funds
BHDDH - MH Services	\$3.0	\$6.4
BHDDH - SA Treatments	\$1.9	\$4.0
BHDDH - CMAP	\$1.2	\$2.6
BHDDH - DD Day Programs	\$0.6	\$1.3
BHDDH - Methadone Treatment	\$0.5	\$1.0

Other Medicaid Funded Programs

FY 2011 Enacted Budget	Gen Rev	All Funds
DCYF - Residential Diversion Programs	\$3.7	\$7.8
DEA - Home Care	\$1.2	\$2.5
DEA - Adult Day	\$1.0	\$2.0

Other Medicaid Funded Programs

FY 2011 Enacted Budget	Gen Rev	All Funds
DHS - Early Intervention	\$1.7	\$3.7
DHS - GPA Medical	\$0.7	\$1.6
DHS - Community Health Centers	\$0.6	\$1.2

State Only Programs

FY 2011 Enacted Budget	Gen Rev
DCYF - Residential Care	\$16.5
DCYF - Purchased Placements	\$15.3
DCYF - Foster Care	\$11.0
DCYF - 18 to 21 yr. olds	\$6.2

State Only Programs

FY 2011 Enacted Budget	Gen Rev
BHDDH - Mental Health Treatment	\$6.0
BHDDH - Substance Abuse Treatment	\$0.8
BHDDH - DD Day Programming	\$1.1

Recent Assembly Actions

- 2008 Assembly reduced parents eligibility for Rlte Care from 185% to 175% of poverty
- 2008 Assembly eliminated state only Rlte Care benefits for child care providers
- 2008 Assembly eliminated state only Rlte Care benefits for children

Recent Assembly Actions

- 2008 Assembly passed Rhode Island Works legislation to replace FIP
 - ◆ Limited time to collect to 48 months in a 5 year period
 - ◆ Unlimited 60 months
 - ◆ Eliminated child only cases (except for SSI-only cases)
- 2007 Assembly reduced child care eligibility from 225% to 180%
- Eliminated child care for those over age of 13

Recent Assembly Actions

- Provider Reductions
 - ◆ 4.7% rate reduction applied to DD providers
 - ◆ Reduction to NICU rates
 - ◆ Implementation of new hospital rate reimbursement system (DRG)

FY 2011 Enacted Budget

- FY 2011 budget
 - ◆ Savings of \$9.7 million from reprocurement of managed care contracts
 - ◆ reduced payments to hospitals
 - ◆ \$7.0 million from restructuring DD network
 - ◆ \$4.0 million from savings to the community mental health providers

FY 2011 Enacted Budget

- FY 2011 budget
 - ◆ \$10.0 million reprocurement of DCYF services to continue system of care transformation
 - \$6.7 million general revenues

Medicaid Providers

- Hospitals
 - ◆ Community Hospitals & Eleanor Slater Hospital
- Physicians
- Nursing Homes/Assisted Living Facilities

Medicaid Providers

- Community Providers
 - ◆ Developmental Disability Providers
 - ◆ Mental Health Centers
 - ◆ Community Health Centers
 - ◆ Adult Day Facilities

Human Service Programs

- Entitlements
- ARRA/Health Care Reform
- Mandatory/Optional Populations
- Mandatory/Optional Services
- RI vs. US Medicaid Spending
- State's Medicaid Program
- *Other Entitlements*
- Other Programs

Other Entitlement Programs

Program	Gen Rev	All Funds
RI Works	\$ -	\$41.8
Child Care	\$8.8	\$45.7
SNAP (Food Stamps)	-	\$276.5
WIC	-	\$25.2
SSI	\$19.3	\$19.3

Children and Parents

- Rhode Island Works
 - ◆ Monthly cash assistance
- Child Care
 - ◆ Through Rhode Island Works
 - ◆ Income Eligible (at or below 180% of poverty)
- Rite Care
 - ◆ Through Rhode Island Works
 - ◆ Income eligible
- Supplemental Nutrition Assistance

Children and Parents – Example #1

- Family of 4 w/income at \$38,388 (175% of poverty)
 - ◆ Rlte Care for Parents and Children
 - ◆ Subsidized Child Care
 - ◆ If eligible, can receive food stamps
- If same family size but income is at \$44,100 (200%)
 - ◆ Only children eligible for Rlte Care
 - ◆ Income may too high for food stamps

Children and Parents – Example #2

- Eligible for Rhode Island Works
 - ◆ Mother and 2 Children ages 6 & 7
 - ◆ Monthly Cash Assistance
 - ◆ \$50 clothing allowance for each child
 - ◆ RIte Care Medical Benefits
 - ◆ Child Care Assistance
 - ◆ Supplemental Nutrition Assistance (food stamps)

Human Service Programs

- Entitlements
- ARRA/Federal Health Reform
- Mandatory/Optional Populations
- Mandatory/Optional Services
- RI vs. US Medicaid Spending
- State's Medicaid Program
- Other Entitlements
- **Other Programs**

Other Programs

Programs	Gen Rev	All Funds
DCYF - Training School/Probation & Parole	\$31.9	\$34.8
DHS - Veterans Home	\$19.4	\$26.1
DHS - Head Start	\$0.8	\$0.8
DHS - Hardship Expenses	\$0.5	\$0.5

Other Programs

Programs	Gen Rev	All Funds
Health - HIV services	\$1.3	\$10.2
Health - Smoking Cessation	\$0.6	\$2.3
Health - Cancer Activities	\$0.2	\$2.0

Other Programs - Examples

- Head Start – about 100 children to attend
- Individuals not disabled
 - ◆ Do not qualify for any programs
 - ◆ Hardship payments
- HIV positive individual – not disabled
 - ◆ Medication, case management services

Medicaid Rate

- Enhanced Medicaid rate expires June 30, 2011
 - ◆ “Medicaid Cliff”
 - ◆ Shortfall of \$215.1 million in federal funds

FY 2012 Unconstrained Budgets

	Budget Office	Agency	Difference
DHS	\$783.1	\$915.4	\$132.3
BHDDH	\$180.9	\$233.6	\$52.7
DCYF	\$143.1	\$168.3	\$25.2
DOH	\$24.8	\$32.9	\$8.1
DEA	\$10.2	\$12.0	\$1.8
Total	\$1,142.1	\$1,362.3	\$220.2

FY 2012 Constrained Budgets

	Budget Office	Agency	Difference
DHS	\$783.1	\$897.7	\$114.6
BHDDH	\$180.9	\$210.4	\$29.5
DCYF	\$143.1	\$159.2	\$16.1
DOH	\$24.8	\$32.9	\$8.1
DEA	\$10.2	\$10.2	-
Total	\$1,142.1	\$1,310.5	\$168.5

FY 2012 Department Requests

	Unconstrained	Constrained	Difference
DHS	\$915.4	\$897.7	\$17.7
BHDDH	\$233.6	\$210.4	\$23.2
DCYF	\$168.3	\$159.2	\$9.1
DOH	\$32.9	\$32.9	-
DEA	\$12.0	\$10.2	\$1.8
Total	\$1,362.3	\$1,310.5	\$51.8

State Comparison

	RI	MA	CT
Children	to 250%	to 300%	to 185%
Parents	to 175 %	to 133%	to 150%
Katie Beckett	No enrollment limit	Limited	Limited
DD Adults	Broader federal def	Do not	Do not

Other States – Proposed Medicaid Cost Reductions

State	Proposal
Wisconsin	Reduced funding by \$625.0 million over 2-year period. Renegotiate contracts – benefits & admin costs
New York	Address current service adjustments
Arizona	Eliminate coverage for childless adults

Budget Hearings

- Separate budget hearings for each agency
- Department's request and Governor's recommendation for current year and FY 2012 spending

Human Services & Medicaid Issues



Staff Presentation to the House
Finance Committee
February 10, 2011